



6.1.2 The effective leadership is visible in various institutional practices such as decentralization and participative management.

Answer- Case Study- Metric Wise NAAC Work Distribution

K. N. Bhise Arts, Commerce and Vinayakrao Patil Science College		
Internal Quality Assurance Cell (I. Q. A. C.)		
Metric Wise NAAC Work Distribution (From Academic Year 2021-22)		
Sr. No.	Name of the Tecaer	Alloted Metric No.
1	Dr. A. P. Pol	7.1.1, 7.1.8, 7.1.9, 4.3
2	Dr. A. H. Kadam	3.3.1, 3.3.2, 3.3.3, 3.3.4, 6.3.5
3	Dr. M. S. Thorat	3.3.1, 3.3.2, 3.3.3, 3.3.4,
4	Mr. R. G. Panatulwar	1.2.1 1.2.2, 1.2.3, (Extended 1.1)
5	Dr. P. I. Tambile	4.1.2 5.3.1, 5.3.3, 7.1.10
6	Mr. P. N. Honmute	4.2.1,4.2.2, 4.2.3, 4.2.4,
7	Dr. V. B. Nagare	4.1.1 4.1.3, 4.3.1, 4.3.2, 4.3.3.
8	Dr. M. N. Salunkhe	2.3.2, 2.4.2, 2.5.1, 4.2
9	Dr. S. V. Mohite	5.4.1, 6.3.1 , 6.3.3, 6.5.3
10	Mr. V. B. Waghmare	4.1.4, 4.4.1, 6.3.2 ,6.4.1, 6.4.2
11	Mr. B. R. Shejul	5.1.4, 5.1.5, 5.2.3, 5.3.2, 7.1.7
12	Ms. V. S. Shinde	1.3.2, 1.3.3, 6.2.1, 6.2.2
13	Mr. V. S. Shinde	1.4.1, 1.4.2, 6.1.1, 6.1.2
14	Mr. S. P. Phulwale	2.3.1,, 2.4.1, 2.4.3, 2.7.1 (Extended 3.2, 3.3)
15	Mr. M. M. Patil	2.1.1, 2.1.2 , 2.2.2, 2.3.3 2.6.3 Extended 2.1, 2.2, 2.3
16	Mr. P. K. Narkhade	2.3.1, 2.5.2, 2.6.1, 2.6.2,
17	Mr. A. M. Goyal	6.2.3, 7.1.2, 7.1.4, 7.1.5, 7.1.6
18	Dr. S. S. Kshirsagar	3.1.1, 3.1.2, 3.1.3, 3.4.1, 3.4.2
19	Dr. A. M. More	1.1.1, 1.1.2, 1.3.1 , 6.4.3
20	Dr. N. D. Deshmukh	5.1.1, 5.1.2, 5.1.3, 5.2.1, 5.2.2
21	Ms. S. J. Jadhav	2.2.1, 4.4.2 , 7.1.3, 7.1.11
22	Mr. D. B. Jadhav	1.1.3, 3.2.1, 3.2.2, 6.3.4


 Dr. Sachin Londhe
 Coordinator, IQAC
Coordinator, IQAC
 KNBAC & VPS College, Bhosare


 Dr. P. S. Kamble
 I/QA Principal
I/QA Principal
 K.N.Bhise Arts, Commerce &
 Vinayakrao Patil Science College
 Vidyanagar Bhosare, Dist-Solapur

Dr. More A. M.

Metric No.		Weightage
1.1.1. Q ₁ M	<p><i>The Institution ensures effective curriculum delivery through a well planned and documented process</i> Write description of initiatives in not more than 500 words</p> <p>File Description</p> <ul style="list-style-type: none"> • Upload Additional information • Link for Additional information 	10
1.1.2. Q ₁ M	<p><i>The institution adheres to the academic calendar including for the conduct of CIE</i> Write description in maximum of 500 words</p> <p>File Description</p> <ul style="list-style-type: none"> • Upload Additional information • Link for Additional information 	5
1.3.1. Q ₁ M	<p><i>Institution integrates crosscutting issues relevant to Professional Ethics, Gender, Human Values, Environment and Sustainability into the Curriculum</i></p> <p>Upload a description in maximum of 500 words</p> <p>File Description (Upload)</p> <ul style="list-style-type: none"> • Any additional information • Upload the list and description of courses which address the Professional Ethics, Gender, Human Values, Environment and Sustainability into the Curriculum. 	10
6.4.3 Q ₁ M	<p>Institutional strategies for mobilization of funds and the optimal utilization of resources</p> <p>Describe the resource mobilisation policy and procedures of the Institution within a maximum of 500 words</p> <p>File Description</p> <ul style="list-style-type: none"> • Paste link for additional information • Upload any additional information 	6

Mr. R. G. Pantulwar

<p>1.2.2. Q_nM</p>	<p><i>Number of Add on /Certificate programs offered during the last five years</i></p> <p>1.2.2.1: How many Add on /Certificate programs are offered within the last 5 years</p> <p>Data Requirement for last five years: (As per Data Template)</p> <p>The template is combined with 1.2.3</p> <ul style="list-style-type: none"> • Names of the Add on /Certificate programs with 30 or more contact hours • No. of times offered during the same year <ul style="list-style-type: none"> • Total no. of students completing the course in the year <p>File Description (Upload)</p> <ul style="list-style-type: none"> • Any additional information • Brochure or any other document relating to Add on /Certificate programs • List of Add on /Certificate programs (Data Template) 	<p>10</p>
<p>1.2.3 Q_nM</p>	<p><i>Average percentage of students enrolled in Certificate/ Add-on programs as against the total number of students during the last five years</i></p> <p>1.2.3.1. Number of students enrolled in subject related Certificate or Add-on programs year wise during last five years</p> <p>Data Requirement: (As per Data Template)</p> <ul style="list-style-type: none"> • Total number of students enrolled in certificate / Add –on programs • Total number of students across all the programs <p>Formula:</p> <p>Percentage per year = <input style="width: 200px; height: 20px; border: 1px solid black;" type="text"/></p> <p><input style="width: 300px; height: 30px; border: 1px solid black;" type="text"/></p> <p>File Description(Upload)</p> <ul style="list-style-type: none"> • Any additional information • Details of the students enrolled in Subjects related to certificate/Add-on programs 	<p>10</p>

1.2.1.	<i>Percentage of Programmes in which Choice Based Credit System (CBCS)/ elective course system has been implemented</i>	10
Q_nM	<p>1.2.1.1. Number of Programmes in which CBCS/ Elective course system implemented.</p> <p>Data Requirement: (As per Data Template)</p> <ul style="list-style-type: none"> • Name of all Programmes adopting CBCS • Name of all Programmes adopting elective course system <p style="text-align: center;">Formula: <input style="width: 150px; height: 20px;" type="text"/> X 100</p> <p>File Description (Upload)</p> <ul style="list-style-type: none"> • Any additional information • Minutes of relevant Academic Council/ BOS meetings • Institutional data in prescribed format (Data Template) 	

Extended

1.1 Number of courses offered by the Institution across all programs during the last five years

Year					
Number					

Ms. V. S. Shinde

<p>1.3.2. Q_nM</p>	<p><i>Average percentage of courses that include experiential learning through project work/field work/internship during last five years</i></p> <p>1.3.2.1: Number of courses that include experiential learning through project work/field work/internship year wise during last five years</p> <p>Data Requirement for last five years: (As per Data Template)</p> <ul style="list-style-type: none"> • Name of the Course • Details of experiential learning through project work/field work/internship • Name of the Programme <p>Formula:</p> <div style="border: 1px solid black; width: 300px; height: 30px; margin-bottom: 5px;"></div> <p>Average percentage = x</p> <p>File Description: (Upload)</p> <ul style="list-style-type: none"> • Any additional information • Programme / Curriculum/ Syllabus of the courses • Minutes of the Boards of Studies/ Academic Council meetings with approvals for these courses • MoU's with relevant organizations for these courses, if any • Average percentage of courses that include experiential learning through project work/field work/internship (Data Template) 	<p>10</p>
<p>1.3.3. Q_nM</p>	<p><i>Percentage of students undertaking project work/field work/ internships (Data for the latest completed academic year)</i></p> <p>1.3.3.1. Number of students undertaking project work/field work / internships</p> <p>Data Requirement : (As per Data Template)</p> <ul style="list-style-type: none"> • Name of the programme • No. of students undertaking project work/field work / internships <p>Formula:</p> <div style="border: 1px solid black; width: 400px; height: 40px; margin-bottom: 5px;"></div> <p>File Description:(Upload)</p> <ul style="list-style-type: none"> • Any additional information • List of programmes and number of students undertaking project work/field work/ /internships (Data Template) 	<p>10</p>

6.2.1 Q ₁ M	<p><i>The institutional Strategic/ perspective plan is effectively deployed</i></p> <p>Describe one activity successfully implemented based on the strategic plan within a maximum of 500 words</p> <p>File Description</p> <ul style="list-style-type: none">• Strategic Plan and deployment documents on the website• Paste link for additional information• Upload any additional information	2
6.2.2 Q ₁ M	<p><i>The functioning of the institutional bodies is effective and efficient as visible from policies, administrative setup, appointment and service rules, procedures, etc.</i></p> <p>Describe the Organogram of the Institution within a maximum 500 words</p> <p>File Description</p> <ul style="list-style-type: none">• Paste link for additional information• Link to Organogram of the Institution webpage• Upload any additional information	4

Mr. V. S. Shinde

Metric No.		Weightage
1.4.1. Q _n M	<p><i>Institution obtains feedback on the syllabus and its transaction at the institution from the following stakeholders</i> <i>1) Students 2) Teachers 3) Employers 4) Alumni</i></p> <p>Options: A. All of the above B. Any 3 of the above C. Any 2 of the above D. Any 1 of the above E. None of the above</p> <p>Data Requirement: Report of analysis of feedback received from different stakeholders year wise</p> <p>File Description</p> <ul style="list-style-type: none"> • URL for stakeholder feedback report • Action taken report of the Institution on feedback report as stated in the minutes of the Governing Council, Syndicate, Board of Management (Upload) • Any additional information (Upload) 	10
1.4.2 Q _n M	<p><i>Feedback process of the Institution may be classified as follows:</i></p> <p>Options: A. Feedback collected, analysed and action taken and feedback available on website B. Feedback collected, analysed and action has been taken C. Feedback collected and analysed D. Feedback collected E. Feedback not collected</p> <p>Documents: Upload Stakeholders feedback report, Action taken report of the institute on it as stated in the minutes of the Governing Council, Syndicate, Board of Management</p> <p>File Description</p> <ul style="list-style-type: none"> • Upload any additional information • URL for feedback report 	10
6.1.1	<p><i>The governance of the institution is reflective of and in tune with the vision and mission of the institution</i></p> <p>Describe the vision and mission statement of the institution on the nature of governance, perspective plans and participation of the teachers</p>	5

QM	in the decision making bodies of the institution within a maximum of 500 words File Description <ul style="list-style-type: none">• Paste link for additional information• Upload any additional information	
6.1.2	<i>The effective leadership is visible in various institutional practices such as decentralization and participative management.</i>	5
QM	Describe a case study showing decentralization and participative management in the institution in practice within a maximum of 500 words File Description <ul style="list-style-type: none">• Paste link for additional information• Upload any additional information	
	<ul style="list-style-type: none">•	

IOAC, KNBAC, VPSC

Mr. M. M. Patil

Metric No.		Weightage												
2.1.1. Q _n M	<p><i>Average Enrolment percentage (Average of last five years)</i></p> <p>2.1.1.1. Number of students admitted year wise during last five years 2.1.1.2. Number of sanctioned seats year wise during last five years</p> <p>Data Requirement last five years</p> <ul style="list-style-type: none"> • Total number of Students admitted • Total number of Sanctioned seats <div style="border: 1px solid black; padding: 5px; margin-bottom: 10px;"> <input style="width: 100%; height: 20px;" type="text"/> </div> <div style="text-align: right; margin-right: 20px;">X100</div> <div style="border: 1px solid black; padding: 5px; margin-bottom: 10px;"> <input style="width: 100%; height: 20px;" type="text"/> </div> <p>File Description:</p> <ul style="list-style-type: none"> • Any additional information • Institutional data in prescribed format 	20												
2.1.2. Q _n M	<p><i>Average percentage of seats filled against seats reserved for various categories (SC, ST, OBC, Divyangjan, etc. as per applicable reservation policy during the last five years (exclusive of supernumerary seats)</i></p> <p>2.1.2.1. Number of actual students admitted from the reserved categories year wise during last five years</p> <table border="1" style="width: 100%; border-collapse: collapse; margin-bottom: 10px;"> <thead> <tr> <th style="text-align: center;">Year</th> <th style="width: 20px;"></th> <th style="width: 20px;"></th> <th style="width: 20px;"></th> <th style="width: 20px;"></th> <th style="width: 20px;"></th> </tr> </thead> <tbody> <tr> <td style="text-align: center;">Number</td> <td></td> <td></td> <td></td> <td></td> <td></td> </tr> </tbody> </table> <p>Data Requirement for last five years: (As per Data Template)</p> <ul style="list-style-type: none"> • Number of Students admitted from the reserved category • Total number of seats earmarked for reserved category as per GOI or State government rule <p>Formula:</p> <div style="border: 1px solid black; padding: 5px; margin-top: 10px;"> <input style="width: 100%; height: 20px;" type="text"/> </div>	Year						Number						20
Year														
Number														

	<p>File Description: (Upload)</p> <ul style="list-style-type: none"> Any additional information Average percentage of seats filled against seats reserved (Data Template) 																			
	<ul style="list-style-type: none"> 																			
<p>2.2.2.</p> <p>Q_nM</p>	<p><i>Student- Full time teacher ratio (Data for the latest completed academic year)</i></p> <p>Data requirement:</p> <ul style="list-style-type: none"> Total number of Students enrolled in the Institution Total number of full time teachers in the Institution <p>Formula: Students: teachers</p> <p>File Description (Upload)</p> <ul style="list-style-type: none"> Any additional information 	20																		
<p>2.6.3.</p> <p>Q_nM</p>	<p><i>Average pass percentage of Students during last five years</i></p> <p>2.6.3.1. Total number of final year students who passed the university examination year wise during the last five years</p> <p>2.6.3.2. Total number of final year students who appeared for the university examination year wise during the last five years</p> <table border="1" style="width: 100%; border-collapse: collapse;"> <thead> <tr> <th></th> <th align="center">Year 1</th> <th align="center">Year 2</th> <th align="center">Year 3</th> <th align="center">Year 4</th> <th align="center">Year 5</th> </tr> </thead> <tbody> <tr> <td align="center">Number of students appeared</td> <td></td> <td></td> <td></td> <td></td> <td></td> </tr> <tr> <td align="center">Number of students passes</td> <td></td> <td></td> <td></td> <td></td> <td></td> </tr> </tbody> </table> <p>Data Requirement (As per Data Template)</p> <ul style="list-style-type: none"> Programme code Name of the Programme Number of Student appeared Number of Students passed Pass percentage <p>Formula:</p> <div style="border: 1px solid black; height: 40px; width: 100%; margin-top: 10px;"> ✖ </div>		Year 1	Year 2	Year 3	Year 4	Year 5	Number of students appeared						Number of students passes						30
	Year 1	Year 2	Year 3	Year 4	Year 5															
Number of students appeared																				
Number of students passes																				

K. N. Bhise Arts, Commerce and Vinayakrao Patil Science College, Bhosare
Internal Quality Assurance Cell (I. Q. A. C.)
Metric Wise NAAC Work Distribution (From Academic Year 2021-22)

	<div style="border: 1px solid black; width: 100px; height: 20px; margin: 0 auto; display: flex; align-items: center; justify-content: center;"> ✖ </div> <p>File Description</p> <ul style="list-style-type: none"> Upload list of Programmes and number of students passed and appeared in the final year examination (Data Template) Upload any additional information Paste link for the annual report 	
--	---	--

2 Student: (Extended)

2.1 Number of students year wise during the last five years

Year					
Number					

2.2 Number of seats earmarked for reserved category as per GOI/ State Govt rule year wise during the last five years

Year					
Number					

2.3 Number of outgoing/ final year students year wise during the last five years

Year					
Number					

IOAC, KNBAC, VPS

Mr. P. S. Phulwale

Metric No	•	Weightage
2.3.3. Q _n M	<p><i>Ratio of mentor to students for academic and other related issues (Data for the latest completed academic year)</i></p> <p>2.3.3.1. Number of mentors Number of students assigned to each Mentor</p> <p>Formula: Mentor : Mentee</p> <p>File Description</p> <ul style="list-style-type: none"> • Upload year wise, number of students enrolled and full time teachers on roll. • Circulars pertaining to assigning mentors to mentees • mentor/mentee ratio 	15
2.4.1. Q _n M	<p><i>Average percentage of full time teachers against sanctioned posts during the last five years</i></p> <p>Data Requirement for last five years (As per Data Template)</p> <ul style="list-style-type: none"> • Number of full time teachers • Number of sanctioned posts <p>Formula:</p> <p style="text-align: center;">Percentage per year = <input style="width: 200px; height: 20px;" type="text"/></p> <p style="text-align: center;"><input style="width: 400px; height: 40px;" type="text"/></p> <p>File Description (Upload)</p> <ul style="list-style-type: none"> • Year wise full time teachers and sanctioned posts for 5years(Data Template) • Any additional information • List of the faculty members authenticated by the Head of HEI 	20
2.4.3. Q _n M	<p><i>Average teaching experience of full time teachers in the same institution (Data for the latest completed academic year in number of years)</i></p> <p>2.4.3.1: Total experience of full-time teachers Data Requirement for last five years (As per Data Template)</p> <ul style="list-style-type: none"> • Name and Number of full time teachers with years of teaching experiences <p>Formula:</p>	20

	<div style="border: 1px solid black; padding: 2px; width: fit-content; margin-bottom: 5px;"> </div> <p>File Description: (Upload)</p> <ul style="list-style-type: none"> • Any additional information • List of Teachers including their PAN, designation, dept and experience details(Data Template) 	
<p>2.7.1. QnM</p>	<p><i>Online student satisfaction survey regarding to teaching learning process. (online survey to be conducted)</i></p> <p><i>Data Requirement: (As per Data Template)</i></p> <ul style="list-style-type: none"> • <i>Name/Class/Gender</i> • <i>Student Id Number/Adhar Id number</i> • <i>Mobile number</i> • <i>Email Id</i> • <i>Degree Programme</i> <p><i>(Database of all currently enrolled students need to be prepared and shared with NAAC along with the online submission of QIF)</i></p> <p><i>File Description:</i></p> <ul style="list-style-type: none"> • <i>Upload any additional information</i> • <i>Upload database of all currently enrolled students (Data Template)</i> 	<p>60</p>

3 Academic:

3.2 Number of full time teachers year wise during the last five years

Year					
Number					

3.3 Number of Sanctioned posts year wise during the last five years

Year					
Number					

Dr. M. N. Salunkhe

Metric No	•	Weightage												
2.3.2. Q ₁ M	<p>Teachers use ICT enabled tools for effective teaching-learning process.</p> <p>Write description in maximum of 500 words</p> <p>File Description</p> <ul style="list-style-type: none"> • Upload any additional information • Provide link for webpage describing the ICT enabled tools for effective teaching-learning process. 	15												
2.5.1. Q ₁ M	<p>Mechanism of internal assessment is transparent and robust in terms of frequency and mode</p> <p>Upload a description not more than 500 words</p> <p>File Description:</p> <ul style="list-style-type: none"> • Any additional information • Link for additional information 	15												
2.4.2. Q _n M	<p>Average percentage of full time teachers with Ph. D. / D.M. / M.Ch. / D.N.B Superspeciality / D.Sc. / D.Litt. during the last five years (consider only highest degree for count)</p> <p>2.4.2.1. Number of full time teachers with Ph. D. / D.M. / M.Ch. / D.N.B Superspeciality / D.Sc. / D.Litt. year wise during the last five years</p> <table border="1" style="width: 100%; border-collapse: collapse;"> <tr> <td style="text-align: center;">Year</td> <td style="width: 20px;"></td> <td style="width: 20px;"></td> <td style="width: 20px;"></td> <td style="width: 20px;"></td> <td style="width: 20px;"></td> </tr> <tr> <td style="text-align: center;">Number</td> <td></td> <td></td> <td></td> <td></td> <td></td> </tr> </table> <p>Data Requirement for last five years: (As per Data Template)</p> <ul style="list-style-type: none"> • Number of full time teachers with PhD./ D.M. / M.Ch. / D.N.B Superspeciality / D.Sc. / D.Litt. • Total number of full time teachers <p>Formula:</p> <div style="border: 1px solid black; width: 500px; height: 30px; margin-bottom: 5px; display: flex; align-items: center; padding: 2px;"> ✖ </div> <div style="border: 1px solid black; width: 350px; height: 30px; margin-bottom: 5px; display: flex; align-items: center; padding: 2px;"> ✖ </div>	Year						Number						20
Year														
Number														

	File Description (Upload) <ul style="list-style-type: none">• Any additional information• List of number of full time teachers with <i>Ph. D. / D.M. / M.Ch. / D.N.B Superspeciality / D.Sc. / D.Litt.</i> and number of full time teachers for 5 years (Data Template)	
--	---	--

Extended

4.2 Total expenditure excluding salary year wise during the last five years (INR in lakhs)

Year					
Number					

IOAC, KNBACVPS

Mr. P. K. Narkhade

Metric No.		Weightage
2.5.2. Q ₁ M	<p><i>Mechanism to deal with internal examination related grievances is transparent, time- bound and efficient</i></p> <p>Upload a description not more than 500 words</p> <p>File Description:</p> <ul style="list-style-type: none"> • Any additional information • Link for additional information 	15
2.6.1. Q ₁ M	<p><i>Teachers and students are aware of the stated Programme and course outcomes of the Programmes offered by the institution.</i></p> <p>Describe Course Outcomes (COs) for all courses and mechanism of communication within a minimum of 500 characters and maximum of 500 words</p> <p>File Description:</p> <ul style="list-style-type: none"> • Upload any additional information • Paste link for Additional information • Upload COs for all courses (exemplars from Glossary) 	15
2.6.2. Q ₁ M	<p><i>Attainment of Programme outcomes and course outcomes are evaluated by the institution.</i></p> <p>Describe the method of measuring the level of attainment of POs , PSOs and COs in not more than 500</p> <p>File Description:</p> <ul style="list-style-type: none"> • Upload any additional information • Paste link for Additional information 	15
2.3.1. Q ₁ M	<p><i>Student centric methods, such as experiential learning, participative learning and problem solving methodologies are used for enhancing learning experiences</i></p> <p>Upload a description in maximum of 500 words</p> <p>File Description:</p> <ul style="list-style-type: none"> • Upload any additional information • Link for additional information 	20

Dr. S. S. Kshirsagar

Metric No.		Weight age												
3.1.1. Q _n M	<p><i>Grants received from Government and non-governmental agencies for research projects / endowments in the institution during the last five years (INR in Lakhs)</i></p> <p>3.1.1.1: Total Grants from Government and non-governmental agencies for research projects / endowments in the institution during the last five years (INR in Lakhs)</p> <table border="1" style="margin-left: auto; margin-right: auto;"> <tr> <td style="text-align: center;">Year</td> <td></td> <td></td> <td></td> <td></td> <td></td> </tr> <tr> <td style="text-align: center;">INR in Lakhs</td> <td></td> <td></td> <td></td> <td></td> <td></td> </tr> </table> <p>Data Requirement for last five years: (As per Data Template)</p> <ul style="list-style-type: none"> • Name of the Project/ Endowments • Name of the Principal Investigator • Department of Principal Investigator • Year of Award • Funds provided • Duration of the project • Name of the Project/ Endowments <p>File Description(Upload)</p> <ul style="list-style-type: none"> • Any additional information • e-copies of the grant award letters for sponsored research projects / endowments • List of endowments / projects with details of grants (Data Template) 	Year						INR in Lakhs						5
Year														
INR in Lakhs														
3.1.2 Q _n M	<p><i>Percentage of departments having Research projects funded by government and non government agencies during the last five years</i></p> <p>3.1.2.1: Number of departments having Research projects funded by government and non-government agencies during the last five years</p> <table border="1" style="margin-left: auto; margin-right: auto;"> <tr> <td style="text-align: center;">Year</td> <td></td> <td></td> <td></td> <td></td> <td></td> </tr> <tr> <td style="text-align: center;">Number</td> <td></td> <td></td> <td></td> <td></td> <td></td> </tr> </table> <p>Data requirement for last five years: (As per Data Template)</p> <ul style="list-style-type: none"> • Name of Principal Investigator • Duration of project • Name of the research project • Amount / Fund received • Name of funding agency • Year of sanction • Department of recipient 	Year						Number						5
Year														
Number														

	<p>Formula:</p> <div style="border: 1px solid black; width: 100%; height: 50px; margin: 5px 0;"> x </div> <p>File Description(Upload)</p> <ul style="list-style-type: none"> • List of research projects and funding details(Data Template) • Any additional information • Supporting document from Funding Agency • Paste link to funding agency website 													
<p>3.1.3 Q_nM</p>	<p><i>Number of Seminars/conferences/workshops conducted by the institution during the last five years</i></p> <p>3.1.3.1: Total number of Seminars/conferences/workshops conducted by the institution year wise during last five years</p> <table border="1" style="width: 100%; text-align: center;"> <tr> <td>Year</td> <td></td> <td></td> <td></td> <td></td> <td></td> </tr> <tr> <td>Number</td> <td></td> <td></td> <td></td> <td></td> <td></td> </tr> </table> <p>Data Requirements: (As per Data Template)</p> <ul style="list-style-type: none"> • Name of the workshops / seminars • Number of Participants • Date (From -to) • Link to the activity report on the website <p>File Description(Upload)</p> <ul style="list-style-type: none"> • Report of the event • Any additional information • List of workshops/seminars during last 5 years (Data Template) 	Year						Number						<p>5</p>
Year														
Number														
<p>3.4.1. Q_nM</p>	<p><i>The Institution has several collaborations/linkages for Faculty exchange, Student exchange, Internship, Field trip, On-the- job training, research etc during the last five years</i></p> <ul style="list-style-type: none"> • Number of linkages for faculty exchange, student exchange, internship, field trip, on-the- job training, research etc year wise during the last five years <table border="1" style="width: 100%; text-align: center;"> <tr> <td>Year</td> <td></td> <td></td> <td></td> <td></td> <td></td> </tr> <tr> <td>Number</td> <td></td> <td></td> <td></td> <td></td> <td></td> </tr> </table> <p>Data Requirements for last five years: (As per Data Template)</p> <ul style="list-style-type: none"> • Title of the linkage • Name of the partnering institution /industry/research lab with contact details • Year of commencement 	Year						Number						<p>10</p>
Year														
Number														

	<ul style="list-style-type: none"> • Duration (From-To) • Nature of linkage <p>File Description: (Upload)</p> <ul style="list-style-type: none"> • e-copies of linkage related Document • Any additional information • Details of linkages with institutions/industries for internship (Data Template) 													
<p>3.4.2. Q_nM</p>	<p><i>Number of functional MoUs with national and international institutions, universities, industries, corporate houses etc. during the last five years</i></p> <p>3.4.2.1. Number of functional MoUs with Institutions of national, international importance, other universities, industries, corporate houses etc. year wise during the last five years</p> <table border="1" data-bbox="320 860 1257 936"> <tr> <td>Year</td> <td></td> <td></td> <td></td> <td></td> <td></td> </tr> <tr> <td>Number</td> <td></td> <td></td> <td></td> <td></td> <td></td> </tr> </table> <p>Data Requirement for last five years : (As per Data Template)</p> <ul style="list-style-type: none"> • Organization with which MoU is signed • Name of the institution/industry/corporate house • Year of signing MoU • Duration • List the actual activities under each MoU • Number of students/teachers participating under MoUs <p>File Description:</p> <ul style="list-style-type: none"> • e-Copies of the MoUs with institution./ industry/ corporate houses • Any additional information • Details of functional MoUs with institutions of national, international importance, other universities etc during the last five years 	Year						Number						<p>10</p>
Year														
Number														

Mr. D. B. Jadhav

Metric No.		Weightage												
1.1.3. Q _n M	<p><i>Teachers of the Institution participate in following activities related to curriculum development and assessment of the affiliating University and/are represented on the following academic bodies during the last five years</i></p> <ol style="list-style-type: none"> 1. <i>Academic council/BoS of Affiliating university</i> 2. <i>Setting of question papers for UG/PG programs</i> 3. <i>Design and Development of Curriculum for Add on/certificate/ Diploma Courses</i> 4. <i>Assessment /evaluation process of the affiliating University</i> <p>Options</p> <ol style="list-style-type: none"> 1. <i>All of the above</i> 2. <i>Any 3 of the above</i> 3. <i>Any 2 of the above</i> 4. <i>Any 1 of the above</i> 5. <i>None of the above</i> <p>Data requirement: (As per Data Template)</p> <ul style="list-style-type: none"> • Number of teachers participated • Name of the body in which full time teacher participated • Total number of teachers <p>Documents: Upload the scanned copies of the letters issued by the affiliating university / institutions w.r.t the activity in which the teachers are involved.</p> <p>File Description:</p> <ul style="list-style-type: none"> • Details of participation of teachers in various bodies/activities provided as a response to the metric • Any additional information 	5												
3.2.1. Q _n M	<p><i>Number of papers published per teacher in the Journals notified on UGC website during the last five years</i></p> <p>3.2.1.1. Number of research papers in the Journals notified on UGC website during the last five years</p> <table border="1" style="width: 100%; border-collapse: collapse;"> <thead> <tr> <th style="text-align: center;">Year</th> <th></th> <th></th> <th></th> <th></th> <th></th> </tr> </thead> <tbody> <tr> <th style="text-align: center;">Number</th> <td></td> <td></td> <td></td> <td></td> <td></td> </tr> </tbody> </table> <p>Data Requirement: (As per Data Template)</p> <ul style="list-style-type: none"> • Title of paper • Name of the author/s • Department of the teacher • Name of journal 	Year						Number						5
Year														
Number														

	<ul style="list-style-type: none"> • Year of publication • ISBN/ISSN number <p>Formula:</p> <div style="border: 1px solid black; width: 400px; height: 60px; margin: 10px 0;"> x </div> <p>File Description (Upload)</p> <ul style="list-style-type: none"> • Any additional information • List of research papers by title, author, department, name and year of publication (Data Template) 													
<p>3.2.2. Q_nM</p>	<p><i>Number of books and chapters in edited volumes/books published and papers published in national/ international conference proceedings per teacher during last five years</i> 3.2.2.1. Total number of books and chapters in edited volumes/books published and papers in national/ international conference proceedings year wise during last five years</p> <table border="1" style="width: 100%; border-collapse: collapse;"> <tr> <td style="width: 15%;">Year</td> <td style="width: 15%;"></td> <td style="width: 15%;"></td> <td style="width: 15%;"></td> <td style="width: 15%;"></td> <td style="width: 15%;"></td> </tr> <tr> <td>Number</td> <td></td> <td></td> <td></td> <td></td> <td></td> </tr> </table> <p>Data Requirement for last five years: (As per Data Template)</p> <ul style="list-style-type: none"> • Name of the teacher: Title of the paper • Title of the book published: Name of the author/s : Title of the proceedings of the conference • Name of the publisher: National/International • National/international : ISBN/ISSN number of the proceedings • Year of publication: <p>Formula:</p> <div style="border: 1px solid black; width: 400px; height: 60px; margin: 10px 0;"> x </div> <p>File Description: (Upload)</p> <ul style="list-style-type: none"> • Any additional information <p>List books and chapters edited volumes/ books published (Data Template)</p>	Year						Number						<p>10</p>
Year														
Number														

Dr. A. H. Kadam

Metric No.		Weight age												
3.3.1. Q _n M	<p><i>Extension activities are carried out in the neighborhood community, sensitizing students to social issues, for their holistic development, and impact thereof during the last five years</i></p> <p>Describe the impact of extension activities in sensitising students to social issues and holistic development within a maximum of 500 words.</p> <p>File Description:</p> <ul style="list-style-type: none"> • Paste link for additional information <p>Upload any additional information</p>	10												
3.3.2. Q _n M	<p><i>Number of awards and recognitions received for extension activities from government / government recognised bodies during the last five years</i></p> <p>3.3.2.1. Total number of awards and recognition received for extension activities from Government/ government recognised bodies year wise during the last five years.</p> <table border="1" style="width: 100%; border-collapse: collapse;"> <thead> <tr> <th style="text-align: center;">Year</th> <th></th> <th></th> <th></th> <th></th> <th></th> </tr> </thead> <tbody> <tr> <td style="text-align: center;">Number</td> <td></td> <td></td> <td></td> <td></td> <td></td> </tr> </tbody> </table> <p>Data Requirement for last five years: (As per Data Template)</p> <ul style="list-style-type: none"> • Name of the activity • Name of the Award/recognition • Name of the Awarding government/ government recognized bodies • Year of the Award <p>File Description: (Upload)</p> <ul style="list-style-type: none"> • Any additional information • Number of awards for extension activities in last 5 year (Data Template) <p>e-copy of the award letters</p>	Year						Number						10
Year														
Number														
3.3.3. Q _n M	<p><i>Number of extension and outreach programs conducted by the institution through NSS/NCC/Red cross/YRC etc., (including the programmes such as Swachh Bharat, AIDS awareness, Gender issues etc. and/or those organised in collaboration with industry, community and NGOs) during the last five years</i></p> <p>3.3.3.1. Number of extension and outreach Programs conducted in collaboration with industry, community and Non- Government Organizations through NSS/ NCC/ Red Cross/ YRC etc., year wise</p>	20												

	<p>during the last five years</p> <table border="1" data-bbox="320 271 1259 356"> <tr> <td>Year</td> <td></td> <td></td> <td></td> <td></td> <td></td> </tr> <tr> <td>Number</td> <td></td> <td></td> <td></td> <td></td> <td></td> </tr> </table> <p>Data Requirements for last five years (As per Data Template)</p> <ul style="list-style-type: none"> Name and number of the extension and outreach Programmes Name of the collaborating agency: Non-government, industry, community with contact details <p>File Description (Upload)</p> <ul style="list-style-type: none"> Reports of the event organized Any additional information <p>Number of extension and outreach Programmes conducted with industry, community etc for the last five years (Data Template)</p>	Year						Number						
Year														
Number														
<p>3.3.4. Q_nM</p>	<p><i>Average percentage of students participating in extension activities at 3.3.3. above during last five years</i></p> <p>3.4.4.1. Total number of Students participating in extension activities conducted in collaboration with industry, community and Non-Government Organizations through NSS/ NCC/ Red Cross/ YRC etc., year wise during last five years</p> <table border="1" data-bbox="320 1025 1259 1111"> <tr> <td>Year</td> <td></td> <td></td> <td></td> <td></td> <td></td> </tr> <tr> <td>Number</td> <td></td> <td></td> <td></td> <td></td> <td></td> </tr> </table> <p>Data Requirements for last five years: (As per Data Template)</p> <ul style="list-style-type: none"> Name of the activity Name of the scheme Year of the activity Number of teachers participating in such activities Number of students participating in such activities <p>Formula:</p> <p>Percentage per year = <input data-bbox="655 1447 1023 1547" type="text"/></p> <p>File Description:</p> <ul style="list-style-type: none"> Report of the event Any additional information Average percentage of students participating in extension activities with Govt. or NGO etc (Data Template) 	Year						Number						<p align="center">20</p>
Year														
Number														
	<ul style="list-style-type: none"> 													
<p>6.3.5 Q_iM</p>	<p><i>Institutions Performance Appraisal System for teaching and non-teaching staff</i></p> <p>Describe the functioning status of the Performance Appraisal System for teaching and non-teaching staff within a maximum of 500 words</p>	<p align="center">5</p>												

	<p>File Description</p> <ul style="list-style-type: none">• Paste link for additional information• Upload any additional information	
--	--	--

IQAC, KNBACVPSC

Dr. M. S. Thorat

Metric No.		Weight age												
3.3.1. Q _n M	<p><i>Extension activities are carried out in the neighborhood community, sensitizing students to social issues, for their holistic development, and impact thereof during the last five years</i></p> <p>Describe the impact of extension activities in sensitising students to social issues and holistic development within a maximum of 500 words.</p> <p>File Description:</p> <ul style="list-style-type: none"> • Paste link for additional information <p>Upload any additional information</p>	10												
3.3.2. Q _n M	<p><i>Number of awards and recognitions received for extension activities from government / government recognised bodies during the last five years</i></p> <p>3.3.2.1. Total number of awards and recognition received for extension activities from Government/ government recognised bodies year wise during the last five years.</p> <table border="1" style="width: 100%; border-collapse: collapse;"> <thead> <tr> <th style="text-align: center;">Year</th> <th></th> <th></th> <th></th> <th></th> <th></th> </tr> </thead> <tbody> <tr> <td style="text-align: center;">Number</td> <td></td> <td></td> <td></td> <td></td> <td></td> </tr> </tbody> </table> <p>Data Requirement for last five years: (As per Data Template)</p> <ul style="list-style-type: none"> • Name of the activity • Name of the Award/recognition • Name of the Awarding government/ government recognized bodies • Year of the Award <p>File Description: (Upload)</p> <ul style="list-style-type: none"> • Any additional information • Number of awards for extension activities in last 5 year (Data Template) <p>e-copy of the award letters</p>	Year						Number						10
Year														
Number														
3.3.3. Q _n M	<p><i>Number of extension and outreach programs conducted by the institution through NSS/NCC/Red cross/YRC etc., (including the programmes such as Swachh Bharat, AIDS awareness, Gender issues etc. and/or those organised in collaboration with industry, community and NGOs) during the last five years</i></p> <p>3.3.3.1. Number of extension and outreach Programs conducted in collaboration with industry, community and Non- Government Organizations through NSS/ NCC/ Red Cross/ YRC etc., year wise</p>	20												

	<p>during the last five years</p> <table border="1" data-bbox="320 275 1259 358"> <tr> <td>Year</td> <td></td> <td></td> <td></td> <td></td> <td></td> </tr> <tr> <td>Number</td> <td></td> <td></td> <td></td> <td></td> <td></td> </tr> </table> <p>Data Requirements for last five years (As per Data Template)</p> <ul style="list-style-type: none"> Name and number of the extension and outreach Programmes Name of the collaborating agency: Non-government, industry, community with contact details <p>File Description (Upload)</p> <ul style="list-style-type: none"> Reports of the event organized Any additional information <p>Number of extension and outreach Programmes conducted with industry, community etc for the last five years (Data Template)</p>	Year						Number						
Year														
Number														
<p>3.3.4. Q_nM</p>	<p><i>Average percentage of students participating in extension activities at 3.3.3. above during last five years</i></p> <p>3.4.4.1. Total number of Students participating in extension activities conducted in collaboration with industry, community and Non-Government Organizations through NSS/ NCC/ Red Cross/ YRC etc., year wise during last five years</p> <table border="1" data-bbox="320 1025 1259 1108"> <tr> <td>Year</td> <td></td> <td></td> <td></td> <td></td> <td></td> </tr> <tr> <td>Number</td> <td></td> <td></td> <td></td> <td></td> <td></td> </tr> </table> <p>Data Requirements for last five years: (As per Data Template)</p> <ul style="list-style-type: none"> Name of the activity Name of the scheme Year of the activity Number of teachers participating in such activities Number of students participating in such activities <p>Formula:</p> <p>Percentage per year = <input data-bbox="655 1447 1023 1547" type="text"/></p> <p><input data-bbox="320 1615 959 1688" type="text"/></p> <p>File Description:</p> <ul style="list-style-type: none"> Report of the event Any additional information Average percentage of students participating in extension activities with Govt. or NGO etc (Data Template) 	Year						Number						<p align="center">20</p>
Year														
Number														

Dr. V. B. Nagare

Metric No.		Weight age
4.1.1. Q1M	<p><i>The Institution has adequate infrastructure and physical facilities for teaching- learning. viz., classrooms, laboratories, computing equipment etc.</i></p> <p><i>Describe the adequacy of infrastructure and physical facilities for teaching –learning as per the minimum specified requirement by statutory bodies within a maximum 500 words</i></p> <p>File Description:</p> <ul style="list-style-type: none"> • <i>Upload any additional information</i> • <i>Paste link for additional information</i> 	5
	•	
4.1.3. QnM	<p><i>Percentage of classrooms and seminar halls with ICT- enabled facilities such as smart class, LMS, etc.</i></p> <p>4.1.3.1: Number of classrooms and seminar halls with ICT facilities Data Requirements: (As per Data Template)</p> <ul style="list-style-type: none"> • Number of classrooms with LCD facilities • Number of classrooms with Wi-Fi/LAN facilities • Number of smart classrooms • Number of classrooms with LMS facilities • Number of seminar halls with ICT facilities <p>Formula:</p> <div style="border: 1px solid black; width: 400px; height: 40px; margin: 5px 0;"> x </div> <p>File Description</p> <ul style="list-style-type: none"> • Upload any additional information • Paste link for additional information • Upload Number of classrooms and seminar halls with ICT enabled facilities (Data Template) 	10
	•	
4.3.1. Q1M	<p><i>Institution frequently updates its IT facilities including Wi-Fi</i></p> <p>Describe IT facilities including Wi-Fi with date and nature of updation within a maximum of 500 words</p> <p>File Description</p> <ul style="list-style-type: none"> • Upload any additional information • Paste link for additional information 	05

4.3.2. Q _n M	<p><i>Student – Computer ratio (Data for the latest completed academic year)</i></p> <p>Number of students : Number of Computers Data Requirements:</p> <ul style="list-style-type: none">• Number of computers in working condition• Total Number of students <p>File Description</p> <ul style="list-style-type: none">• Upload any additional information• Student – computer ratio	10
4.3.3. Q _n M	<p><i>Bandwidth of internet connection in the Institution</i></p> <p>Options:</p> <ul style="list-style-type: none">A. ≥ 50 MBPSB. 30 - 50 MBPSC. 10 - 30 MBPSD. 10 - 5 MBPSE. < 5 MBPS <p>Data Requirement:</p> <ul style="list-style-type: none">• Available internet bandwidth <p>File Description</p> <ul style="list-style-type: none">• Upload any additional Information• Details of available bandwidth of internet connection in the Institution	15

Mr. P. N. Honmute

Metric No.		Weight age
4.2.1. Q _n M	<p>Library is automated using Integrated Library Management System (ILMS)</p> <p>Data Requirement for last five years: Upload a description of library with,</p> <ul style="list-style-type: none"> • Name of ILMS software • Nature of automation (fully or partially) • Version • Year of Automation <p>File Description:</p> <ul style="list-style-type: none"> • Upload any additional information • Paste link for Additional Information 	4
4.2.2. Q _n M	<p><i>The institution has subscription for the following e-resources</i></p> <ol style="list-style-type: none"> 1. <i>e-journals</i> 2. <i>e-ShodhSindhu</i> 3. <i>Shodhganga Membership</i> 4. <i>e-books</i> 5. <i>Databases</i> 6. <i>Remote access to e-resources</i> <p>Options:</p> <p>A. Any 4 or more of the above B. Any 3 of the above C. Any 2 of the above D. Any 1 of the above E. None of the above</p> <p>Data Requirement for last five years: (As per Data Template)</p> <ul style="list-style-type: none"> • Details of membership: • Details of subscription: <p>File Description:</p> <ul style="list-style-type: none"> • Upload any additional information • Details of subscriptions like e-journals, e-Shodh Sindhu, Shodhganga Membership etc (Data Template) 	6
4.2.3 Q _n M	<p><i>Average annual expenditure for purchase of books/e-books and subscription to journals/e- journals during the last five years (INR in Lakhs)</i></p> <p>4.2.3.1 Annual expenditure of purchase of books/e-books and subscription to journals/e- journals year wise during last five years (INR</p>	5

	<p>in Lakhs)</p> <table border="1" data-bbox="320 309 1257 421"> <tr> <td>Year</td> <td></td> <td></td> <td></td> <td></td> <td></td> </tr> <tr> <td>INR in Lakhs</td> <td></td> <td></td> <td></td> <td></td> <td></td> </tr> </table> <p>Data Requirement for last five years: (As per Data Template)</p> <ul style="list-style-type: none"> • Expenditure on the purchase of books/e-books • Expenditure on the purchase of journals/e-journals in i^{th} year • Year of Expenditure: <p>Formula:</p> <div data-bbox="703 651 874 763" style="border: 1px solid black; width: 100px; height: 50px; margin: 10px auto; text-align: center;">x</div> <p>Where: Expd_i= Expenditure in rupees on purchase of books/e-books and subscription to journals/e- journals in i^{th} Year</p> <p>File Description (Upload)</p> <ul style="list-style-type: none"> • Any additional information • Audited statements of accounts • Details of annual expenditure for purchase of books/e-books and journals/e- journals during the last five years (Data Template) 	Year						INR in Lakhs						
Year														
INR in Lakhs														
<p>4.2.4 Q_nM</p>	<p><i>Percentage per day usage of library by teachers and students (foot falls and login data for online access)</i> <i>(Data for the latest completed academic year)</i></p> <p>4.2.6.1. Number of teachers and students using library per day over last one year</p> <p>Data Requirement</p> <ul style="list-style-type: none"> • Upload last page of accession register details • Method of computing per day usage of library • Number of users using library through e-access • Number of physical users accessing library <p>Formula:</p> <div data-bbox="480 1637 1098 1749" style="border: 1px solid black; width: 387px; height: 50px; margin: 10px auto; text-align: center;">x</div> <p>File Description(Upload)</p> <ul style="list-style-type: none"> • Any additional information • Details of library usage by teachers and students 	<p>5</p>												

Mr. V. B. Waghmare

4.1.4. Q _n M	<p><i>Average percentage of expenditure, excluding salary for infrastructure augmentation during last five years(INR in Lakhs)</i></p> <p>4.1.4.1. Expenditure for infrastructure augmentation, excluding salary year wise during last five years (INR in lakhs)</p> <table border="1" style="width: 100%; border-collapse: collapse; margin-bottom: 10px;"> <tr> <td style="width: 15%;">Year</td> <td style="width: 15%;"></td> <td style="width: 15%;"></td> <td style="width: 15%;"></td> <td style="width: 15%;"></td> <td style="width: 15%;"></td> </tr> <tr> <td>INR in Lakhs</td> <td></td> <td></td> <td></td> <td></td> <td></td> </tr> </table> <p>Data Requirements for last five years: (As per Data Template)</p> <ul style="list-style-type: none"> Expenditure for infrastructure augmentation Total expenditure excluding salary <p>Formula:</p> <div style="border: 1px solid black; height: 40px; margin-bottom: 10px; display: flex; align-items: center; padding-left: 5px;"> ✖ </div> <div style="border: 1px solid black; height: 40px; display: flex; align-items: center; padding-left: 5px;"> ✖ </div> <p>File Description:</p> <ul style="list-style-type: none"> Upload any additional information Upload audited utilization statements Upload Details of budget allocation, excluding salary during the last five years (Data Template) 	Year						INR in Lakhs						10
Year														
INR in Lakhs														
4.4.1 Q _n M	<p><i>Average percentage of expenditure incurred on maintenance of infrastructure (physical and academic support facilities) excluding salary component during the last five years(INR in Lakhs)</i></p> <p>4.4.1.1. Expenditure incurred on maintenance of infrastructure (physical facilities and academic support facilities) excluding salary component year wise during the last five years (INR in lakhs)</p> <table border="1" style="width: 100%; border-collapse: collapse; margin-bottom: 10px;"> <tr> <td style="width: 15%;">Year</td> <td style="width: 15%;"></td> <td style="width: 15%;"></td> <td style="width: 15%;"></td> <td style="width: 15%;"></td> <td style="width: 15%;"></td> </tr> <tr> <td>INR in Lakhs</td> <td></td> <td></td> <td></td> <td></td> <td></td> </tr> </table> <p>Data Requirement year wise: (As per Data Template in Section B)</p> <ul style="list-style-type: none"> Non salary expenditure incurred Expenditure incurred on maintenance of campus infrastructure 	Year						INR in Lakhs						10
Year														
INR in Lakhs														

	<p>Formula:</p> <div style="border: 1px solid black; height: 60px; margin-bottom: 10px;"></div> <div style="border: 1px solid black; height: 40px;"></div> <p>File Description:</p> <ul style="list-style-type: none"> • Upload any additional information • Audited statements of accounts. • Details about assigned budget and expenditure on physical facilities and academic support facilities (Data Templates) 													
	•													
6.4.1 Q _n M	<p><i>Institution conducts internal and external financial audits regularly</i></p> <p>Enumerate the various internal and external financial audits carried out during the last five years with the mechanism for settling audit objections within a maximum of 500 words</p> <p>File Description</p> <ul style="list-style-type: none"> • Paste link for additional information • Upload any additional information 	5												
6.4.2 Q _n M	<p><i>Funds / Grants received from non-government bodies, individuals, philanthropers during the last five years (not covered in Criterion III)</i></p> <p>6.4.2.1: Total Grants received from non-government bodies, individuals, Philanthropers year wise during the last five years (INR in Lakhs)</p> <table border="1" style="width: 100%; border-collapse: collapse;"> <tr> <td style="width: 15%;">Year</td> <td></td> <td></td> <td></td> <td></td> <td></td> </tr> <tr> <td>INR in Lakhs</td> <td></td> <td></td> <td></td> <td></td> <td></td> </tr> </table> <p>Data Requirement for last five years (As per Data Template)</p> <ul style="list-style-type: none"> • Name of the non-government bodies, individuals, Philanthropers • Funds / Grants received <p>File Description</p> <ul style="list-style-type: none"> • Annual statements of accounts • Any additional information • Details of Funds / Grants received from of the non-government bodies, individuals, Philanthropers during the last five years (Data Template) 	Year						INR in Lakhs						8
Year														
INR in Lakhs														
6.3.2	<p><i>Average percentage of teachers provided with financial support to attend conferences/workshops and towards membership fee of</i></p>	10												

Q_nM	professional bodies during the last five years													
	6.3.2.1. Number of teachers provided with financial support to attend conferences/workshops and towards membership fee of professional bodies year wise during the last five years													
	<table border="1"><tr><td>Year</td><td></td><td></td><td></td><td></td><td></td></tr><tr><td>Number</td><td></td><td></td><td></td><td></td><td></td></tr></table>	Year						Number						
Year														
Number														
	Data Requirement for last five years: (As per Data Template) <ul style="list-style-type: none">• Name of the teacher• Name of conference/ workshop attended for which financial support provided• Name of the professional body for which membership fee is provided													
	Formula: Percentage per year =													
	<input type="text"/>													
	<input type="text"/>													
	File Description: <ul style="list-style-type: none">• Upload any additional information• Details of teachers provided with financial support to attend conference, workshops etc during the last five years (Data Template)													

Ms. S.J. Jadhav

2.2.1. Q _i M	<p><i>The institution assesses the learning levels of the students and organises special Programmes for advanced learners and slow learners</i></p> <p>Write description in maximum of 500 words</p> <p>File Description:</p> <ul style="list-style-type: none"> • Past link for additional Information • Upload any additional information 	30
4.4.2. Q _i M	<p><i>There are established systems and procedures for maintaining and utilizing physical, academic and support facilities - laboratory, library, sports complex, computers, classrooms etc.</i></p> <p>Describe policy details of systems and procedures for maintaining and utilizing physical, academic and support facilities on the website within a maximum of 1000 words</p> <p>File Description:</p> <ul style="list-style-type: none"> • Upload any additional information • Paste link for additional information 	10
7.1.3 Q _i M	<p><i>Describe the facilities in the Institution for the management of the following types of degradable and non-degradable waste (within 500 words)</i></p> <ul style="list-style-type: none"> • Solid waste management • Liquid waste management • Biomedical waste management • E-waste management • Waste recycling system • Hazardous chemicals and radioactive waste management <p>Provide web link to</p> <ul style="list-style-type: none"> • Relevant documents like agreements/MoUs with Government and other approved agencies • Geotagged photographs of the facilities • Any other relevant information 	4
7.1.11 Q _i M	<p><i>Institution celebrates / organizes national and international commemorative days, events and festivals</i></p> <p>Describe the efforts of the Institution in celebrating /organizing national and international commemorative days, events and festivals during the last five years within 500 words</p> <p>Provide weblink to :</p> <ul style="list-style-type: none"> • Annual report of the celebrations and commemorative events for the last five years • Geotagged photographs of some of the events • Any other relevant information 	5

Dr. N. D. Deshmukh

Metric No.		Weight age												
5.1.1 Q _n M	<p><i>Average percentage of students benefitted by scholarships and freeships provided by the Government during last five years</i></p> <p>5.1.1.1. Number of students benefitted by scholarships and freeships provided by the Government year wise during last five years</p> <table border="1" style="width: 100%; border-collapse: collapse;"> <thead> <tr> <th style="text-align: center;">Year</th> <th style="width: 10%;"></th> <th style="width: 10%;"></th> <th style="width: 10%;"></th> <th style="width: 10%;"></th> <th style="width: 10%;"></th> </tr> </thead> <tbody> <tr> <td style="text-align: center;">Number</td> <td></td> <td></td> <td></td> <td></td> <td></td> </tr> </tbody> </table> <p>Data Requirement year wise: (As per Data Template)</p> <ul style="list-style-type: none"> Name of the Scheme Number of students benefiting <p>Formula:</p> <div style="border: 1px solid black; width: 200px; height: 30px; margin: 5px 0; display: flex; align-items: center; justify-content: center;"> x </div> <p>Percentage per year =</p> <div style="border: 1px solid black; width: 200px; height: 30px; margin: 5px 0; display: flex; align-items: center; justify-content: center;"> x </div> <p>File Description:</p> <ul style="list-style-type: none"> upload self attested letter with the list of students sanctioned scholarship Upload any additional information <p style="text-align: center;">Average percentage of students benefitted by scholarships and freeships provided by the Government during the last five years (Data Template)</p>	Year						Number						20
Year														
Number														
5.1.2. Q _n M	<p><i>Average percentage of students benefitted by scholarships, freeships etc. provided by the institution / non- government agencies during the last five years</i></p> <p>5.1.2.1 Total number of students benefitted by scholarships, freeships, etc provided by the institution / non- government agencies year wise during last five years</p>	05												

Year							
Number							
	<p>Data Requirement for last five years: (As per Data Template)</p> <ul style="list-style-type: none"> Name of the Scheme with contact information Number of students benefiting <p>Formula:</p> <div style="border: 1px solid black; width: 150px; height: 20px; margin-bottom: 5px;"><input type="text"/></div> <div style="border: 1px solid black; width: 500px; height: 30px; margin-bottom: 5px;"><input type="text"/></div> <div style="border: 1px solid black; width: 300px; height: 25px;"><input type="text"/></div> <p>File Description:</p> <ul style="list-style-type: none"> Upload any additional information Number of students benefited by scholarships and freeships institution / non- government agencies in last 5 years (Date Template) 						
<p>5.1.3.</p> <p>Q_nM</p>	<p><i>Capacity building and skills enhancement initiatives taken by the institution include the following</i></p> <ol style="list-style-type: none"> <i>Soft skills</i> <i>Language and communication skills</i> <i>Life skills (Yoga, physical fitness, health and hygiene)</i> <i>ICT/computing skills</i> <p>Options:</p> <ol style="list-style-type: none"> All of the above 3 of the above 2 of the above 1 of the above none of the above <p>Data Requirement: (As per Data Template)</p> <ul style="list-style-type: none"> Name of the capability building and skills enhancement initiatives Year of implementation Number of students enrolled Name of the agencies involved with contact details <p>File Description (Upload)</p> <ul style="list-style-type: none"> Link to Institutional website 						<p>10</p>

	<ul style="list-style-type: none"> Any additional information Details of capability building and skills enhancement initiatives (Data Template) 													
<p>5.2.2. Q_nM</p>	<p><i>Average percentage of students progressing to higher education during the last five years</i></p> <p>5.2.2.1. Number of outgoing student progression to higher education</p> <p>Data Requirement: (As per Data Template) Number of students proceeding from</p> <ul style="list-style-type: none"> UG to PG: PG to MPhil: PG to PhD: MPhil to PhD: PhD to Post doctoral: <p>Formula:</p> <p>File Description (Upload)</p> <ul style="list-style-type: none"> Upload supporting data for student/alumni Any additional information Details of student progression to higher education (Data Template) 	15												
<p>5.2.1 Q_nM</p>	<p><i>Average percentage of placement of outgoing students during the last five years</i></p> <p>5.2.1.1: Number of outgoing students placed year wise during the last five years</p> <table border="1" style="width: 100%; border-collapse: collapse;"> <tr> <td style="width: 15%;">Year</td> <td style="width: 15%;"></td> <td style="width: 15%;"></td> <td style="width: 15%;"></td> <td style="width: 15%;"></td> <td style="width: 15%;"></td> </tr> <tr> <td>Number</td> <td></td> <td></td> <td></td> <td></td> <td></td> </tr> </table> <p>Data requirement for last five years (As per Data Template)</p> <ul style="list-style-type: none"> Name of the employer with contact details Number of students placed <p>Formula:</p> $\frac{\text{Number of outgoing students placed}}{\text{Number of outgoing students}} \times 100$ <p>Percentage per year =</p> <p>File Description (Upload)</p> <ul style="list-style-type: none"> Self attested list of students placed Upload any additional information Details of student placement during the last five years (Data Template) 	Year						Number						10
Year														
Number														

Mr. B. R. Shejul

<p>5.1.4. Q_nM</p>	<p><i>Average percentage of students benefitted by guidance for competitive examinations and career counselling offered by the Institution during the last five years</i></p> <p>5.1.4.1. Number of students benefitted by guidance for competitive examinations and career counselling offered by the institution year wise during last five years</p> <table border="1" style="width: 100%; border-collapse: collapse;"> <tr> <td style="width: 15%;">Year</td> <td style="width: 15%;"></td> <td style="width: 15%;"></td> <td style="width: 15%;"></td> <td style="width: 15%;"></td> <td style="width: 15%;"></td> </tr> <tr> <td>Number</td> <td></td> <td></td> <td></td> <td></td> <td></td> </tr> </table> <p>Data Requirement for last five years:(As per Data Template)</p> <ul style="list-style-type: none"> • Name of the scheme • Number of students who have passed in the competitive exam • Number of students placed <p>Formula</p> <div style="border: 1px solid black; width: 100%; height: 40px; margin: 5px 0;"> <div style="border: 1px solid black; width: 20px; height: 20px; float: left; margin: 5px; text-align: center; line-height: 20px;">x</div> </div> <p>Percentage per year =</p> <div style="border: 1px solid black; width: 100%; height: 40px; margin: 5px 0;"> <div style="border: 1px solid black; width: 20px; height: 20px; float: left; margin: 5px; text-align: center; line-height: 20px;">x</div> </div> <p>File Description (Upload)</p> <ul style="list-style-type: none"> • Any additional information • Number of students benefitted by guidance for competitive examinations and career counselling during the last five years (Data Template) 	Year						Number						<p>10</p>
Year														
Number														
<p>5.1.5. Q_nM</p>	<p><i>The Institution has a transparent mechanism for timely redressal of student grievances including sexual harassment and ragging cases</i></p> <ol style="list-style-type: none"> 1. <i>Implementation of guidelines of statutory/regulatory bodies</i> 2. <i>Organisation wide awareness and undertakings on policies with zero tolerance</i> 3. <i>Mechanisms for submission of online/offline students' grievances</i> 4. <i>Timely redressal of the grievances through appropriate committees</i> <p>Options:</p> <p>A. All of the above B. Any 3 of the above</p>	<p>5</p>												

	<p>C. Any 2 of the above D. Any 1 of the above E. None of the above</p> <p>Data Requirement: Upload the grievance redressal policy document with reference to prevention of sexual harassment committee and anti ragging committee, constitution of various committees for addressing the issues, minutes of the meetings of the committees, number of cases received and redressed.</p> <p>File Description (Upload)</p> <ul style="list-style-type: none"> • Minutes of the meetings of student redressal committee, prevention of sexual harassment committee and Anti Ragging committee • Upload any additional information • Details of student grievances including sexual harassment and ragging cases 																									
<p>5.2.3.</p> <p>Q_nM</p>	<p><i>Average percentage of students qualifying in state/national/ international level examinations during the last five years (eg: JAM/CLAT/GATE/ GMAT/CAT/GRE/ TOEFL/ Civil Services/State government examinations)</i></p> <p>5.2.3.1. Number of students qualifying in state/ national/ international level examinations (eg: JAM/CLAT/NET/ SLET/ GATE/ GMAT/CAT/GRE/ TOEFL/ Civil Services/ State government examinations) year wise during last five years</p> <table border="1" data-bbox="316 1088 1254 1167"> <tr> <td>Year</td> <td></td> <td></td> <td></td> <td></td> <td></td> </tr> <tr> <td>Number</td> <td></td> <td></td> <td></td> <td></td> <td></td> </tr> </table> <p>5.2.3.2. Number of students appearing in state/ national/ international level examinations (eg: JAM/CLAT/NET/ SLET/ GATE/ GMAT/CAT,GRE/ TOEFL/ Civil Services/ State government examinations) year wise during last five years</p> <table border="1" data-bbox="316 1386 1254 1464"> <tr> <td>Year</td> <td></td> <td></td> <td></td> <td></td> <td></td> </tr> <tr> <td>Number</td> <td></td> <td></td> <td></td> <td></td> <td></td> </tr> </table> <p>Data Requirement for last five years: (As per Data Template) Number of students selected to</p> <ul style="list-style-type: none"> • JAM • CLAT • NET • SLET • GATE • GMAT • CAT • GRE • TOEFL • Civil Services • State government examinations 	Year						Number						Year						Number						<p align="center">5</p>
Year																										
Number																										
Year																										
Number																										

	<p>Formula:</p> <p>Percentage per year =</p> <p>File Description (Upload)</p> <ul style="list-style-type: none"> • Upload supporting data for the same • Any additional information • Number of students qualifying in state/ national/ international level examinations during the last five years (Data Template) 	
5.3.2 Q ₁ M	<p><i>Institution facilitates students' representation and engagement in various administrative, co-curricular and extracurricular activities (student council/ students representation on various bodies as per established processes and norms)</i></p> <p>Describe the students' representation and engagement in various administrative, co-curricular and extracurricular activities within a maximum of 500 words</p> <p>File Description</p> <ul style="list-style-type: none"> • Paste link for additional information • Upload any additional information 	10
7.1.7 Q _n M	<p><i>The Institution has disabled-friendly, barrier free environment</i></p> <ul style="list-style-type: none"> • Built environment with ramps/lifts for easy access to classrooms. <input type="checkbox"/> • Disabled-friendly washrooms <input type="checkbox"/> • Signage including tactile path, lights, display boards and signposts <input type="checkbox"/> • Assistive technology and facilities for persons with disabilities (<i>Divyangjan</i>) accessible website, screen-reading software, mechanized equipment <input type="checkbox"/> • Provision for enquiry and information : Human assistance, reader, scribe, soft copies of reading material, screen reading <input type="checkbox"/> <p>Options:</p> <p>A. Any 4 or all of the above</p> <p>B. Any 3 of the above</p> <p>C. Any 2 of the above</p> <p>D. Any 1 of the above</p> <p>E. None of the above</p> <p>Upload:</p> <ul style="list-style-type: none"> • Geotagged photographs / videos of the facilities • Policy documents and information brochures on the support to be provided • Details of the Software procured for providing the assistance • Any other relevant information 	4

Dr. P. I. Tambile

Metric No.		Weight age												
5.3.1 Q _n M	<p><i>Number of awards/medals for outstanding performance in sports/cultural activities at university/state/national / international level (award for a team event should be counted as one) during the last five years.</i></p> <p>5.3.1.1: Number of awards/medals for outstanding performance in sports/cultural activities at university/state/ national / international level (award for a team event should be counted as one) year wise during the last five years.</p> <table border="1" style="width: 100%; border-collapse: collapse;"> <tr> <td style="text-align: center;">Year</td> <td></td> <td></td> <td></td> <td></td> <td></td> </tr> <tr> <td style="text-align: center;">Number</td> <td></td> <td></td> <td></td> <td></td> <td></td> </tr> </table> <p>Data Requirement for last five years: (As per Data Template)</p> <ul style="list-style-type: none"> • Name of the award/ medal • University /State/National/ International • Sports/ Culture <p>File Description (Upload)</p> <ul style="list-style-type: none"> • e-copies of award letters and certificates • Any additional information • Number of awards/medals for outstanding performance in sports/cultural activities at university/state/national/international level during the last five year (Data Template) 	Year						Number						20
Year														
Number														
5.3.3. Q _n M	<p><i>Average number of sports and cultural events/competitions in which students of the Institution participated during last five years (organised by the institution/other institutions)</i></p> <p>5.3.3.1. Number of sports and cultural events/competitions in which students of the Institution participated year wise during last five years</p> <table border="1" style="width: 100%; border-collapse: collapse;"> <tr> <td style="text-align: center;">Year</td> <td></td> <td></td> <td></td> <td></td> <td></td> </tr> <tr> <td style="text-align: center;">Number</td> <td></td> <td></td> <td></td> <td></td> <td></td> </tr> </table> <p>Data Requirement for last five years: (As per Data Template)</p> <ul style="list-style-type: none"> • List of events/competitions <p>Formula:</p>	Year						Number						20
Year														
Number														

	<div style="border: 1px solid black; width: 400px; height: 40px; margin-bottom: 10px; display: flex; align-items: center; justify-content: center;"> ✖ </div> <p>File Description</p> <ul style="list-style-type: none"> Report of the event Upload any additional information Number of sports and cultural events/competitions in which students of the Institution participated during last five years (organised by the institution/other institutions (Data Template)) 	
<p>7.1.10 Q_nM</p>	<p><i>The Institution has a prescribed code of conduct for students, teachers, administrators and other staff and conducts periodic programmes in this regard.</i></p> <ol style="list-style-type: none"> 1. The Code of Conduct is displayed on the website <input type="checkbox"/> 2. There is a committee to monitor adherence to the Code of Conduct <input type="checkbox"/> 3. Institution organizes professional ethics programmes for students, teachers, administrators and other staff <input type="checkbox"/> 4. Annual awareness programmes on Code of Conduct are organized <input type="checkbox"/> <p>Options:</p> <p>A. All of the above B. Any 3 of the above C. Any 2 of the above D. Any 1 of the above E. None of the above</p> <p>Upload:</p> <ul style="list-style-type: none"> Code of ethics policy document Details of the monitoring committee composition and minutes of the committee meeting, number of programmes organized, reports on the various programs etc., in support of the claims. Any other relevant information 	<p>5</p>
<p>4.1.2. Q_M</p>	<p><i>The Institution has adequate facilities for cultural activities, sports, games (indoor, outdoor), gymnasium, yoga centre etc.</i></p> <p>Describe the adequacy of facilities for sports, games and cultural activities which include specification about area/size, year of establishment and user rate within a maximum of 500 words</p> <p>File Description</p> <ul style="list-style-type: none"> Upload any additional information Paste link for additional information 	<p>5</p>

Dr. S. V. Mohite

Metric No.		Weight age												
6.3.1	<p><i>The institution has effective welfare measures for teaching and non-teaching staff</i></p> <p>Provide the list of existing welfare measures for teaching and non-teaching staff within a maximum of 500 words</p> <p>File Description</p> <ul style="list-style-type: none"> • Paste link for additional information • Upload any additional information 	05												
Q ₁ M														
6.3.3	<p><i>Average number of professional development /administrative training programs organized by the institution for teaching and non teaching staff during the last five years</i></p> <p>6.3.3.1. Total number of professional development /administrative training Programmes organized by the institution for teaching and non teaching staff year wise during the last five years</p> <table border="1" style="width: 100%; border-collapse: collapse;"> <thead> <tr> <th style="text-align: center;">Year</th> <th></th> <th></th> <th></th> <th></th> <th></th> </tr> </thead> <tbody> <tr> <td style="text-align: center;">Number</td> <td></td> <td></td> <td></td> <td></td> <td></td> </tr> </tbody> </table> <p>Data Requirement for last five years: (As per Data Template)</p> <ul style="list-style-type: none"> • Title of the professional development Programme organised for teaching staff • Title of the administrative raining Programme organised for non-teaching staff • Dates (From- to) <p>Formula:</p> <p>File Description (Upload):</p> <ul style="list-style-type: none"> • Reports of the Human Resource Development Centres (UGC ASC or other relevant centres). • Reports of Academic Staff College or similar centers • Upload any additional information • Details of professional development / administrative training Programmes organized by the University for teaching and non teaching staff (Data Template) 	Year						Number						5
Year														
Number														
Q _n M														
	•													
	•													

5.4.1 QIM	There is a registered Alumni Association that contributes significantly to the development of the institution through financial and/or other support services. Describe contribution of alumni association to the institution within a maximum of 500 words File Description: <ul style="list-style-type: none">• Paste link for additional information• Upload any additional information	5
--------------------------------	---	----------

IQAC, KNBACVPSC

Mr. A. M. Goyal

6.2.3.	<i>Implementation of e-governance in areas of operation</i>	4
Q_nM	<ol style="list-style-type: none"> 1. Administration 2. Finance and Accounts 3. Student Admission and Support 4. Examination <p>Options:</p> <ol style="list-style-type: none"> A. All of the above B. Any 3 of the above C. Any 2 of the above D. Any 1 of the above E. None of the above <p>Data Requirements: (As per Data Template)</p> <ul style="list-style-type: none"> • Areas of e-governance Administration Finance and Accounts Student Admission and Support Examination • Name of the Vendor with contact details • Year of implementation <p>File Description (Upload)</p> <ul style="list-style-type: none"> • ERP (Enterprise Resource Planning) Document • Screen shots of user interfaces • Any additional information • Details of implementation of e-governance in areas of operation, Administration etc (Data Template) 	
Metric No.		Weightage
	Environmental Consciousness and Sustainability	
7.1.2	<i>The Institution has facilities for alternate sources of energy and energy conservation measures</i>	5
Q_nM	<ol style="list-style-type: none"> 1. Solar energy <input type="checkbox"/> 2. Biogas plant <input type="checkbox"/> 3. Wheeling to the Grid <input type="checkbox"/> 4. Sensor-based energy conservation <input type="checkbox"/> 5. Use of LED bulbs/ power efficient equipment <input type="checkbox"/> <p>Options:</p> <ol style="list-style-type: none"> A. 4 or All of the above B. 3 of the above 	


	<p>C. 2 of the above D.1of the above E. None of the above</p> <p>Upload:</p> <ul style="list-style-type: none"> • Geotagged Photographs • Any other relevant information 	
<p>7.1.4</p> <p>Q_nM</p>	<p><i>Water conservation facilities available in the Institution:</i></p> <ol style="list-style-type: none"> 1. Rain water harvesting <input type="checkbox"/> 2. Borewell /Open well recharge <input type="checkbox"/> 3. Construction of tanks and bunds <input type="checkbox"/> 4. Waste water recycling <input type="checkbox"/> 5. Maintenance of water bodies and distribution system in the campus <input type="checkbox"/> <p>Options:</p> <p>A. Any 4 or all of the above B. Any 3 of the above C. Any 2 of the above D. Any 1 of the above E. None of the above</p> <p>Upload :</p> <ul style="list-style-type: none"> • Geotagged photographs / videos of the facilities • Any other relevant information 	<p>4</p>
<p>7.1.5</p> <p>Q_nM</p>	<p><i>Green campus initiatives include:</i></p> <p>7.1.5.1. The institutional initiatives for greening the campus are as follows:</p> <ol style="list-style-type: none"> 1. Restricted entry of automobiles <input type="checkbox"/> 2. Battery-powered vehicles <input type="checkbox"/> 3. Pedestrian-friendly pathways <input type="checkbox"/> 4. Ban on the use of Plastics <input type="checkbox"/> 5. Landscaping with trees and plants <input type="checkbox"/> <p>Options:</p> <p>A. Any 4 or All of the above B. Any 3 of the above C. Any 2 of the above D. Any 1 of the above E. None of the above</p> <p>Upload</p>	<p>4</p>

	<ul style="list-style-type: none">• Geotagged photos / videos of the facilities• Any other relevant documents	
7.1.6 QnM	<p><i>Quality audits on environment and energy regularly undertaken by the Institution.</i></p> <p>7.1.6.1. The institutional environment and energy initiatives are confirmed through the following</p> <ul style="list-style-type: none">• Green audit <input type="checkbox"/>• Energy audit <input type="checkbox"/>• Environment audit <input type="checkbox"/>• Clean and green campus recognitions / awards <input type="checkbox"/>• Beyond the campus environmental promotion activities <input type="checkbox"/> <p>Options:</p> <p>A. Any 4 or all of the above B. Any 3 of the above C. Any 2 of the above D. Any 1 of the above E. None of the above</p> <p>Upload:</p> <ul style="list-style-type: none">• Reports on environment and energy audits submitted by the auditing agency• Certification by the auditing agency• Certificates of the awards received• Any other relevant information	5

Dr. A. P. Pol

7.1. 1	Measures initiated by the Institution for the promotion of gender equity during the last five years.	5
Q ₁ M	Describe gender equity & sensitization in curricular and co-curricular activities, facilities for women on campus etc., within 500 words Provide Web link to: <ul style="list-style-type: none"> • Annual gender sensitization action plan • Specific facilities provided for women in terms of: <ul style="list-style-type: none"> a. Safety and security b. Counselling c. Common Rooms d. Day care center for young children e. Any other relevant information 	
Inclusion and Situatedness		
7.1. 8	Describe the Institutional efforts/initiatives in providing an inclusive environment i.e., tolerance and harmony towards cultural, regional, linguistic, communal socioeconomic and other diversities (within 500 words).	5
Q ₁ M	Provide Web link to: <ul style="list-style-type: none"> • Supporting documents on the information provided (as reflected in the administrative and academic activities of the Institution) • Any other relevant information. 	
Human Values and Professional Ethics		
7.1. 9	Sensitization of students and employees of the Institution to the constitutional obligations: values, rights, duties and responsibilities of citizens	4
Q ₁ M	Describe the various activities in the Institution for inculcating values for being responsible citizens as reflected in the Constitution of India within 500 words. Provide weblink to : <ul style="list-style-type: none"> • Details of activities that inculcate values; necessary to render students in to responsible citizens • Any other relevant information 	

Extended
4.3 Number of Computers _____


I/c.Principal
K.N.Bhise Arts, Commerce &
Vinayakrao Patil Science College
Vidyanagar Bhosare, Dist-Solapur